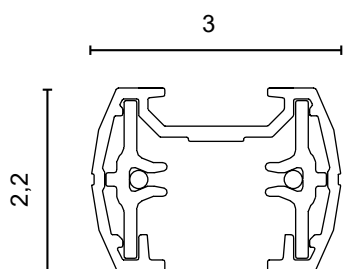




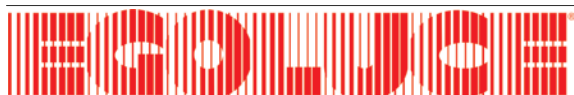
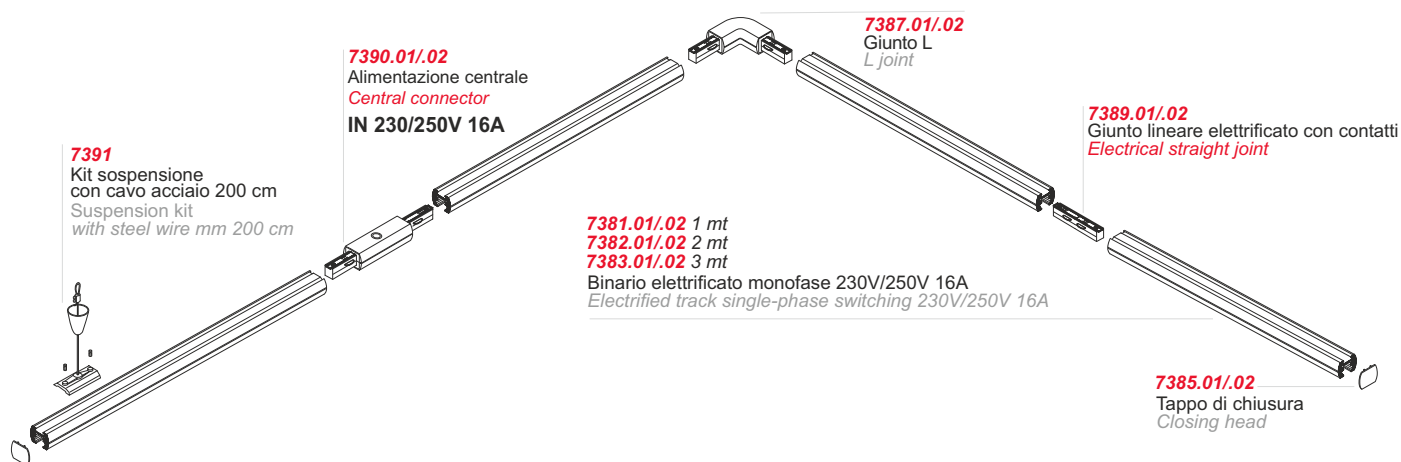
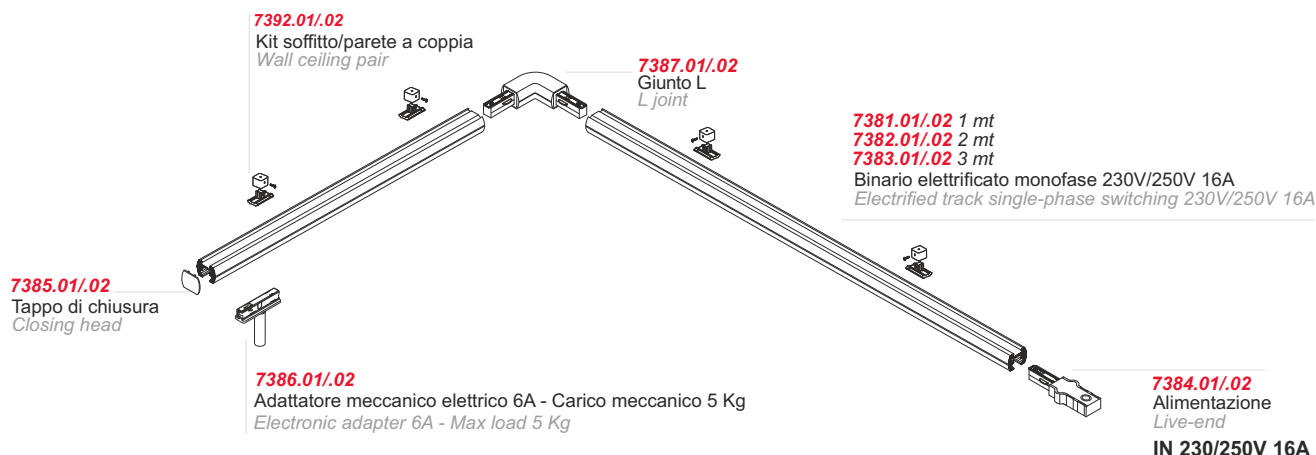
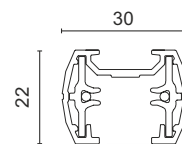
modello: model:	TRACK 230V MONOFASE	
codice: code:	7381	
design:	U.T. Egoluce	
anno - year:	2023	
tipologia:	binario elettrificato monofase per applicazioni a soffitto, a parete o a sospensione	
tipology:	single-phase electrified track for ceiling, wall or suspension applications	
materiali: materials:	alluminio aluminum	
luce: light:	diretta - d'accento direct - accent	
carico complessivo: total load:	16A	
grado IP - IP grade:	20	
lunghezza - length:	100 cm	
finiture - finishes:	.01 bianco	.01 white
	.02 nero	.02 black
marcatura: marking:	CE	
simboli costruttivi: symbols:	 	

Dimensioni - Dimensions



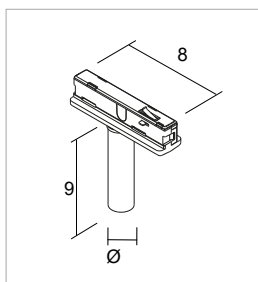
BINARIO MONOFASE 230V - 230V SINGLE PHASE TRACK

BINARIO elettrificato monofase costruito in lega di alluminio estruso con conduttori in rame alloggiati all'interno di profilati estrusi in PVC.
Electrified TRACK with single-phase, made in extruded aluminium with internal PVC extrusion copper wires.



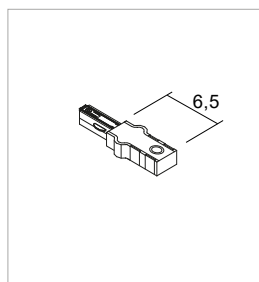
EGOLUCE s.r.l, via I. Newton 12 - 20016 Pero - Milano
 telefono +39 02 339586.1 - fax. +39 02 3535112
 e-mail: info@egoluce.com - <http://www.egoluce.com>

La presente scheda tecnica è di proprietà di EGOLUCE srl. Tutti i diritti sono riservati. Le fotografie, le descrizioni degli apparecchi, i disegni quotati ed i valori fotometrici menzionati sono a titolo indicativo e non costituiscono alcun impegno per la nostra società che si riserva di apportare, in qualsiasi momento e senza preavviso, tutte le modifiche che riterrà opportune.

**7386**

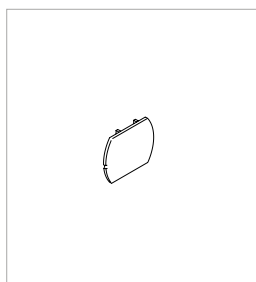
Adattatore meccanico/elettrico 6A
Carico meccanico 5 Kg
Mechanical/electrical adapters 6A
Mechanical load 5 Kg

.01 Bianco - White
.02 Nero - Black

**7384**

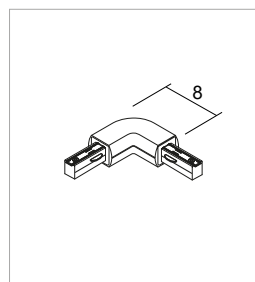
Alimentazione
Live-end

.01 Bianco - White
.02 Nero - Black

**7385**

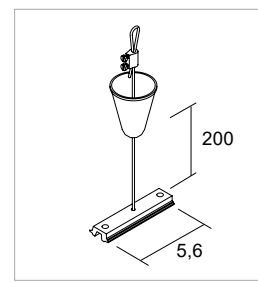
Tappo di chiusura
Closing head

.01 Bianco - White
.02 Nero - Black

**7387**

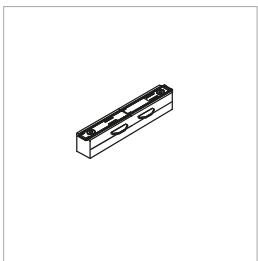
Curva 90°
90° curve

.01 Bianco - White
.02 Nero - Black

**7391**

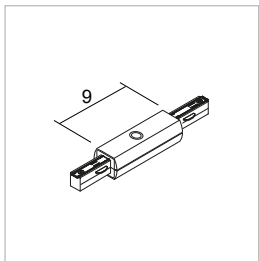
Kit per sospensione binario
con cavo acciaio (2 mt),
piastra 5,6 cm
Kit to suspend track with
steel wire (2 mt), plate 5,6 cm

.01 Bianco - White
.02 Nero - Black

**7389**

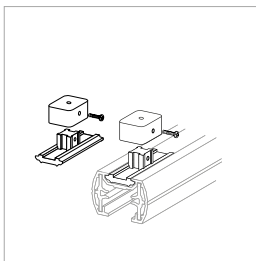
Giunto lineare con contatti
Linear joint with contacts

.01 Bianco - White
.02 Nero - Black

**7390**

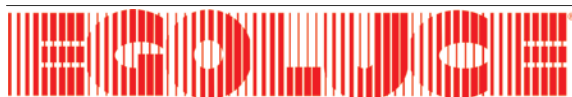
Alimentazione centrale e
giunto lineare
Central connector
with straight joint

.01 Bianco - White
.02 Nero - Black

**7392**

Kit soffitto-parete a coppia
Ceiling wall pair

.01 Bianco - White
.02 Nero - Black



EGOLUCE s.r.l., via I. Newton 12 - 20016 Pero - Milano
telefono +39 02 339586.1 - fax: +39 02 3535112
e-mail: info@egoluce.com - http://www.egoluce.com